







ARTISTRY® Skin Diagnosis Guide

Your guide to understanding different skin types

NORMAL TO OILY SKIN TYPE

Immediately	Mid-Morning	Midday
<ul style="list-style-type: none"> • Visible pores on T-zone and on cheek area • Oil present • Occasional blemishes 	<ul style="list-style-type: none"> • Visible pores on T-zone • Less oil flow on cheek area 	<ul style="list-style-type: none"> • Fine pores • Balanced oil flow • Usually free of blemishes
		
High reading	Medium reading	Low reading
Normal/Oily	Normal/Oily	Normal
		

STEP 1 - ASK
What time does your skin shine?

STEP 2 - LOOK
Check for the following skin characteristics.







STEP 3 - APPLY
Measure skin's oil flow by applying Sebutape to outside of the nose. Or measure skin's dryness by applying D-Squame.

STEP 4 - CONFIRM

Areas of Oil Flow

Areas of Dryness

NORMAL TO DRY SKIN TYPE

Midday	Mid-Afternoon	Evening/Never
<ul style="list-style-type: none"> • Fine pores and even distribution of hydration • Skin appears to be functioning normally 	<ul style="list-style-type: none"> • Fine pores visible on T-zone area • Can feel dry • Dehydration can be present 	<ul style="list-style-type: none"> • Fine pores minimal on T-zone area • Fine lines and wrinkles maybe present • Skin can appear fine
		
Normal reading	Dry reading	Very Dry reading
Normal	Normal/Dry	Dry
		

ARTISTRY® Skin Diagnosis Guide

Your guide to understanding different skin types

NORMAL TO OILY SKIN TYPE

NORMAL TO DRY SKIN TYPE

Balancing	Ageing	Pigmentation/ Discolouration/ Whitening (for use only on fair Asian and fair skin tones)	STEP 5 - DETERMINE What is the primary skin concern?	Hydrating	Ageing	Pigmentation/ Discolouration/ Whitening (for use only on fair Asian and fair skin tones)
<p data-bbox="197 594 385 662">Balancing Skincare System</p>  <p data-bbox="225 1265 362 1333">Balancing System Normal to Oily and Sensitive Skin Types</p>	<p data-bbox="496 594 684 696">TIME DEFIANCE Skincare System (Oil Free Lotions)</p>  <p data-bbox="536 1265 637 1311">Time Defiance Ageing</p>	<p data-bbox="802 594 990 662">Pure White Skincare System</p>  <p data-bbox="842 1265 943 1356">Pure White Pigmentation, Discolouration, Ageing</p>	<p data-bbox="1077 594 1279 684">STEP 6 - ADVISE Recommend a skincare system</p> 	<p data-bbox="1366 594 1554 662">Hydrating Skincare System</p>  <p data-bbox="1390 1265 1526 1333">Hydrating System Normal to Dry and Sensitive Skin Types</p>	<p data-bbox="1679 594 1867 696">TIME DEFIANCE Skincare System (Crèmes)</p>  <p data-bbox="1719 1265 1820 1311">Time Defiance Ageing</p>	<p data-bbox="1978 594 2166 662">Pure White Skincare System</p>  <p data-bbox="2018 1265 2119 1356">Pure White Pigmentation, Discolouration, Ageing</p>

NEXT STEP:

Refer to the Supplemental Product Guide for the ARTISTRY range of products to enhance your skincare system

ARTISTRY®

Amway®